

Bible Passage

James 3 v 1-12

Speak Kindly

Today in church we learned that...

Our words have power, we can choose to use them for God and speak kindly to others.

Why not take some time this week to revisit the Bible Passage using the following questions and activities.

Can you find a way to remember the memory verse together?

Memory Verse

Leviticus 19 v 18

Love your neighbor as you love yourself.

Discussion

- Why do you think James wrote that it was so important to control our tongues and the things we say
- Can you think of a time when somebody's words hurt you or when you said something you regretted later
- How do you think God wants us to use our tongues in the world


Going Deeper

- What do you think James meant when he said that salt and fresh water cannot come from the same spring ()

Family Fun Together

Charades: How good is your family at communicating without using words? Why not play a game of charades to find out

Flavor test: Why not find out how good your tongues are at recognizing different flavors. Take it in turns to try some different foods with a blindfold on or eyes closed. Can you name the flavor without looking?





Connect with God Together

We can use our words for good by encouraging and blessing others through prayer or by listening to God and sharing messages from Him.

Spend some time waiting on God and listening to Him together. What encouragement does God want to share with your family today? Remember that God can speak through words, pictures or our emotions and feelings.

Positive Words Challenge

We can all share kind and positive messages with others which build them up and encourage them. Could your family commit to encouraging somebody every day this week at work, school or home?



A question for adults to ask children

How can we use our tongues for God?

We can speak kindly to others and tell them about God's love. We can pray and worship God with our voices and share messages for others from God too.

A question for children to ask adults

What is the most encouraging thing you have ever been told



Object Lesson

Toothpaste : Give a child a plate and a small tube of toothpaste (you could also have two and hold a 'toothpaste race'). Encourage the child to squeeze all of the toothpaste out of the tube and onto the plate.

After they have finished ask them to put the toothpaste back into the tube. It is very difficult, perhaps impossible.

Explain that when we speak the words we say are like the toothpaste we cannot put them back. Instead we must choose and use our words carefully. We can select words that encourage and support rather than ones which hurt or upset others.

Spiritual Training Activity

We can use our words for good, encouraging and blessing others through prayer or by listening to God and sharing messages from Him.

Spend some time waiting on God and listening to Him. Ask for an encouraging message or a positive word for somebody else. You could give each person a piece of paper to collect words on.

Less confident children might like to be able to select from some pre-printed words such as Kind, Wise, Generous, Strong, Brave etc.

Craft

Praising tongues craft:

Using the templates on the last two pages create a 'praising tongues' craft. Instructions are provided.



Games

James said the tongue cannot be tamed, but we can work to control our voices and our actions. Play some music, pick a worship song that children can sing along to. When the music is paused everybody should freeze and stop singing until the music restarts.

How good are you at communicating without using words? Why not play a game of charades to find out.

Links to other readings for the Fifteenth Sunday after Trinity.

Psalm 19 v 1-4 : *These verses talk about how the skies speak of God's glory without using any words.*

How can we do the same?

**The way we speak to others really matters
(James 3:1-12).**

That's important!

**What are some kind words you can speak to
others to help them feel good today?**



Coloring Page



"Lord, help me control my tongue. Help me to be careful what I say."

From Thru-the-Bible Coloring Pages for Ages 4-8. © 1986,1988 Standard Publishing.

Used by permission. Reproducible Coloring Books may be purchased from

Standard Publishing, www.standardpub.com, 1-800-323-7543.



THE POWER OF WORDS



Discover the hidden words.

P	E	A	F	S	P	A	R	K	A	T	Q	E	T	B
B	O	V	G	I	E	E	K	E	N	I	N	V	H	R
M	N	W	I	X	R	E	N	I	M	I	O	E	R	I
M	O	W	E	F	O	E	X	G	N	B	W	R	E	D
Q	C	I	L	R	E	H	X	H	U	Z	G	H	E	L
A	E	J	A	M	E	S	N	T	O	W	G	R	L	E
I	A	H	C	L	X	E	E	B	J	Q	S	O	P	X
I	N	O	E	M	N	M	V	G	J	F	T	Q	D	N
R	T	P	N	R	U	D	D	E	R	W	H	Q	X	M
D	E	R	X	S	I	F	S	F	K	S	O	K	L	A
N	W	A	E	E	G	L	L	R	Q	L	N	L	X	O
E	O	I	Q	L	A	Y	Y	E	U	B	O	Z	T	M
N	E	S	K	W	V	R	D	J	I	B	R	N	K	O
M	V	E	P	H	R	E	T	V	R	S	M	C	G	W
H	O	R	S	E	B	R	L	H	I	H	O	P	N	S

Word Bank

POWER

SPARK

FIRE

OCEAN

HORSE

BRIDLE

JAMES

GOD

RUDDER

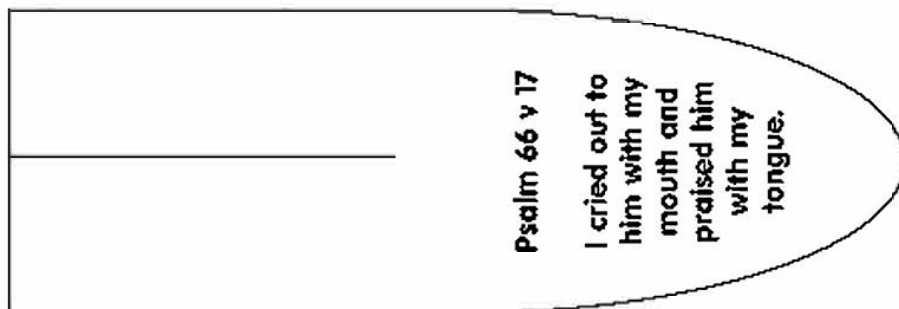
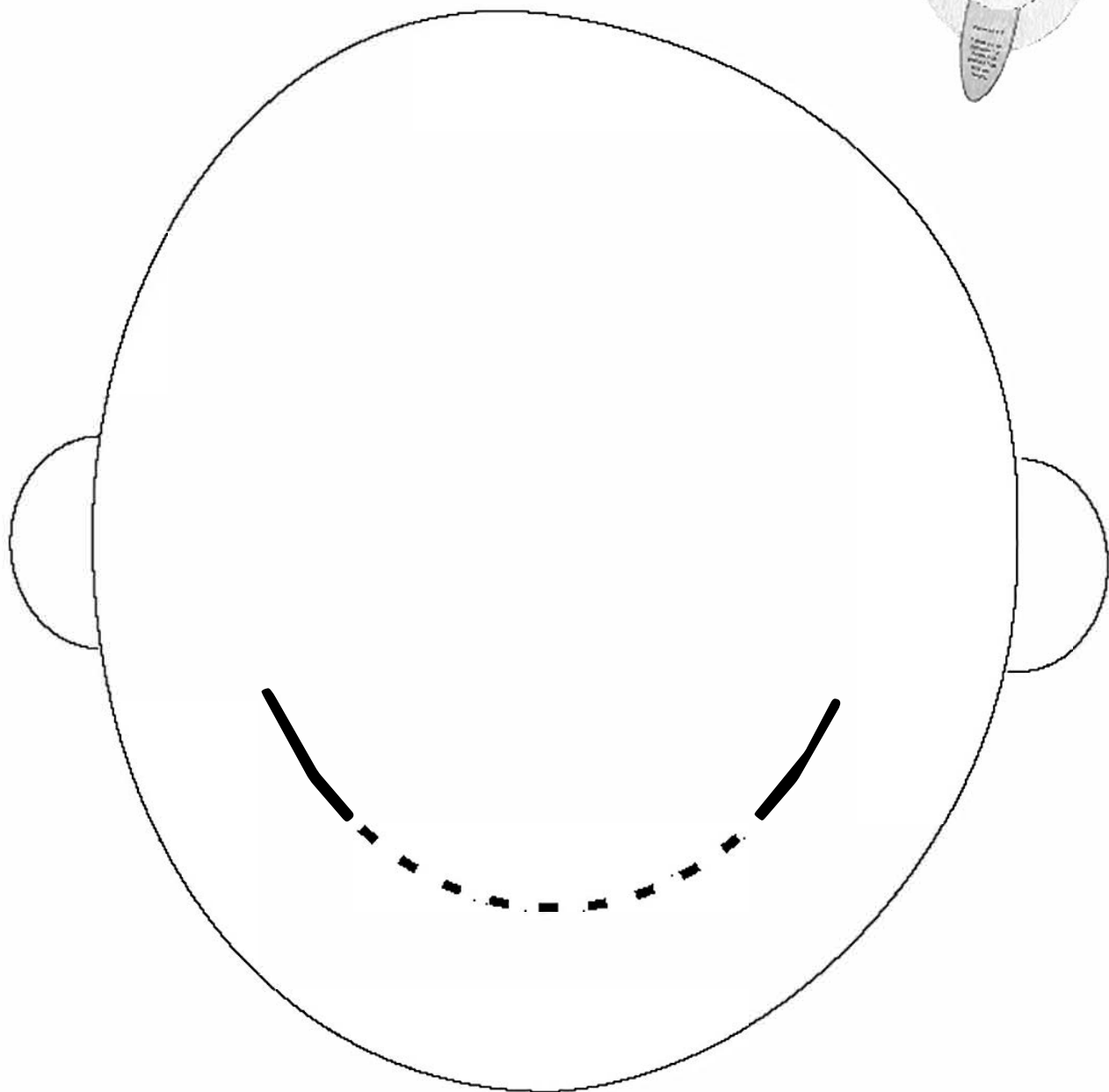
HONOR

PRAISE

EARTH



Decorate the face shape. You could add yarn hair or googly eyes. Cut along the dotted line of the mouth so that the tongue (see next page) can slide through. Attach the flat end to a straw or short stick so it doesn't pass through the mouth completely. The tongue can then be pulled in and out or wiggled around.



You might want to color the tongues pink or red. Cut out and attach flat end to a straw or short stick so it cannot be completely pulled through the mouth.

