


# Together @ Home

Lectionary Edition

Sunday 5<sup>th</sup> July

Fifth Sunday after  
Pentecost



## Bible Passage

Today we will be exploring together the story of finding a wife for Isaac

You can find the story in your Bible in:

## Genesis 24

Read the story together – choose a Bible translation or children's story version which best suits your family.



## A prayer to say together

Dear God,

Thank you for the story of Isaac finding a wife. Thank you that you go before us and prepare good things for us in our lives.

Help us to trust in you and to ask you for help and guidance every day. Help us to listen to your voice, to recognize when you hear and answer our prayers, and to follow your way.

We pray for all those who may be feeling lonely during this pandemic that you would give them friends to support and comfort them.

Amen

## Discussion

### A question for adults to ask children

*How did the servant know who was the right wife for Isaac?*

The servant prayed to God for a sign so that he would know who the right person was. The sign would be that the person Isaac was to marry would offer to get water not just for the him, but for his camels as well.

Why do you think this was a good sign? Perhaps because it showed that the person would go over and above to show kindness not just to the servant but to his camels too!

God had a plan for the descendants of Abraham, it would stretch all the way through Isaac to Jesus. Abraham's servant trusted God to show him the right choice to make.

### A question for children to ask adults

*Can you think of a time when you knew that God had gone before you in a situation and made a way for you?*

## Family Activity 1

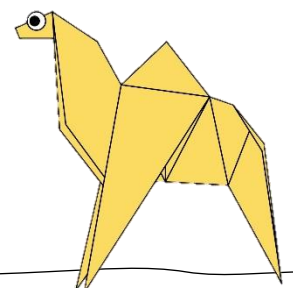
*You will need: paper*

Use the instructions on page three and four to fold your own origami camels just like the ones that appear in the story.

The folding is quite complicated so take your time – you might like to practice with some simple origami folding first and work up to the camel!

You can also watch a video of somebody else making the camel here:

<https://www.youtube.com/watch?v=HQBFBdXIEcg>





## A verse to remember

### Proverbs 3 v 5-6

**Trust in the Lord with all your heart. Don't depend on your own understanding. Remember the Lord in everything you do, and he will show you the right way.**

The servant in the story was nervous about finding the perfect wife for Isaac but he didn't need to be – God had already gone before him and made a plan. All the servant had to do was place his faith and trust in God. Why not spend some time giving your worries to God this week and trusting him to take care of things for you?

To learn this verse together, come up with some actions to help you remember it. Why not decorate the verse on a piece of paper together and put it somewhere to remind you of it during the week?

## Family Activity 2

You will need: 2 non-breakable cups (the same size) or spoons, 2 large bowls or buckets

Have a water race. Measure out water equal amounts of water into two bowls or buckets at one end of your yard or wherever you choose to race. Set two more bowls or buckets at the other end. Those racing have 1 minute to transport as much water as possible from their first container their second one at the opposite end of the course

Use spoons if you want to make the challenge really hard or large cups to make it slightly easier. The winner is the one who has transported the most water.



## Active Prayer

God had a plan for the life of Isaac--it was all part of his big plan to send Jesus be a savior for all people. Every step of the path had been planned out including finding a wife for Isaac. Why not take time to draw out a family tree together and pause a moment to pray for each person in your family as you add them to the family tree.

Say a thank you prayer for all those who have gone before you.

Pray a blessing prayer over the future of all those who are still with you.



## Helping Older Children

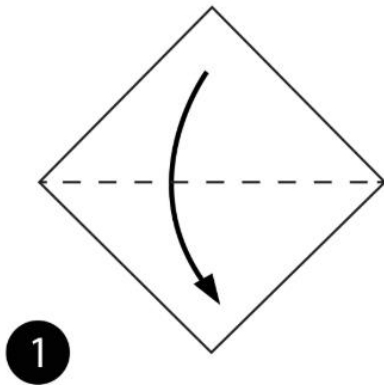
With so much upheaval in recent months many children are finding that their immediate future looks very different than expected. Fifth graders have missed their final weeks of elementary school, and the future is unclear as to how school may change in the coming months.

Why not write a list of events or moments that you have missed or lost because of the pandemic? Give them to God and ask him to give you peace over the loss.

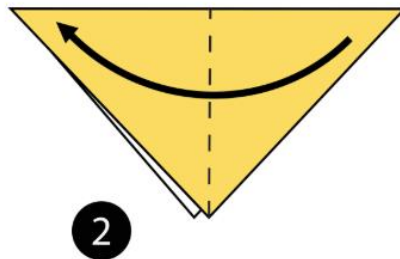
Ask God to help you trust in his promise that He has good plans for your future and that you would find comfort in Him.

# How to fold an origami Camel

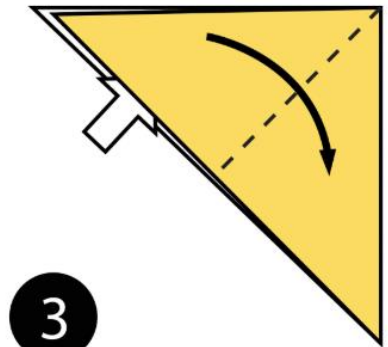
Visit [origami.me/camel/](http://origami.me/camel/) for more help on how to make the folds.



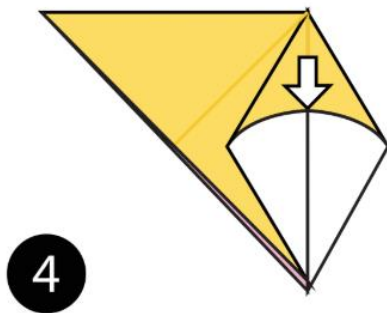
**Step 1)** Fold the paper in half.



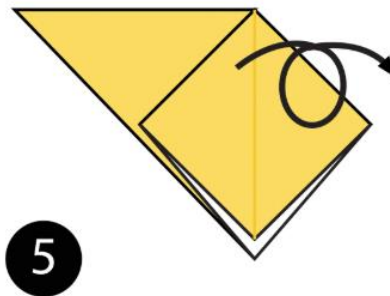
**Step 2)** Fold the paper in half again.



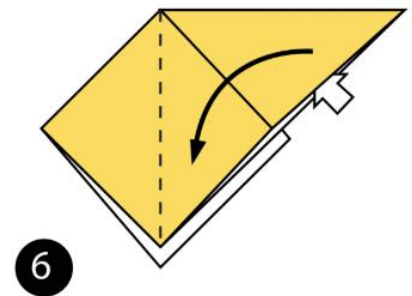
**Step 3)** Open the top flap of paper over to the right.



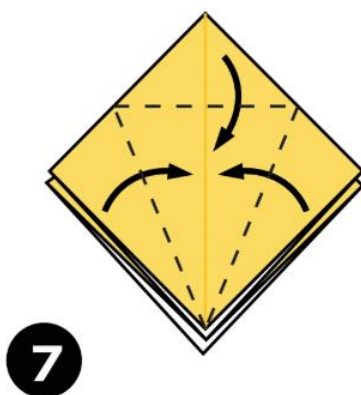
**Step 4)** Squash Fold this flap down.



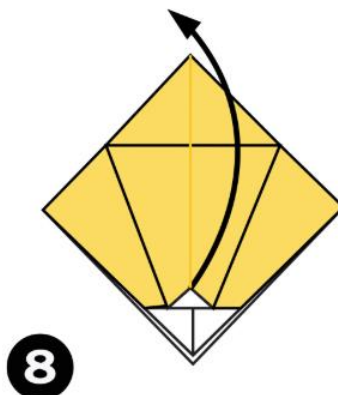
**Step 5)** Turn the paper over.



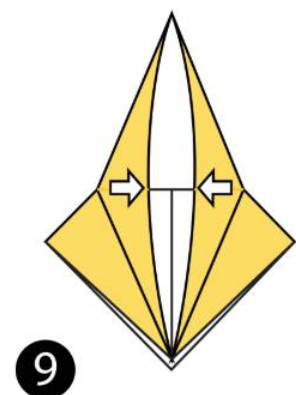
**Step 6)** Open the top flap of paper over to the left and Squash Fold it down.



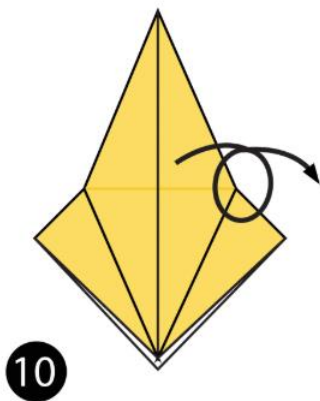
**Step 7)** Fold and Unfold the sides and the top along the dotted lines. You'll use these creases in the next step.



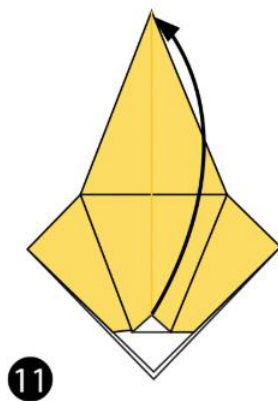
**Step 8)** Open up the top layer of paper and fold it up using the crease from the previous step.



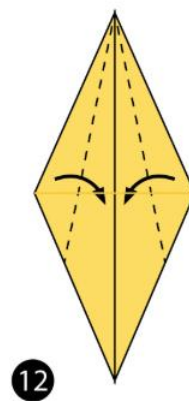
**Step 9)** Fold in both sides along the existing creases making a Petal Fold.




**Step 10)** Turn the paper over.



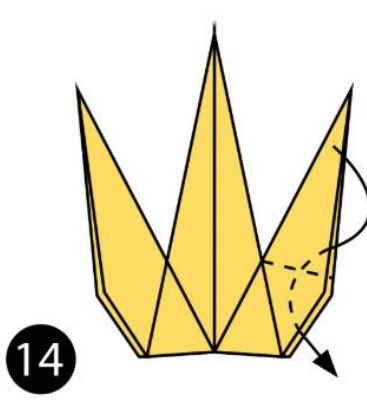
**Step 11)** Repeat steps 7-9 on this side.



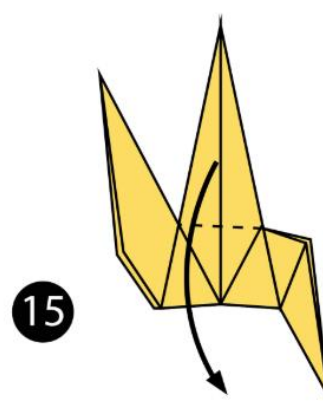
**Step 12)** Fold both sides to the centre along the dotted lines. Then repeat on the other side.



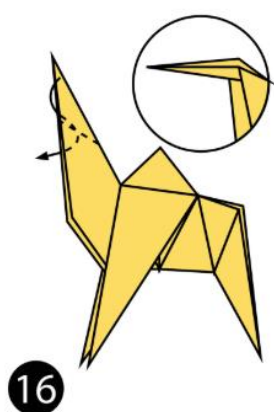
**Step 13)** Inside Reverse Fold up both sides of the paper just like in a [paper crane](#).



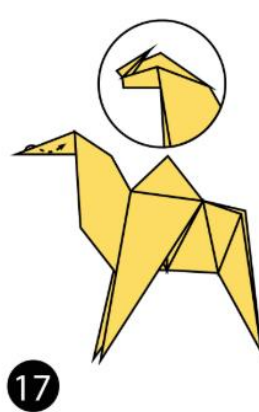
**Step 14)** Reverse Fold the back part down to make the back legs.



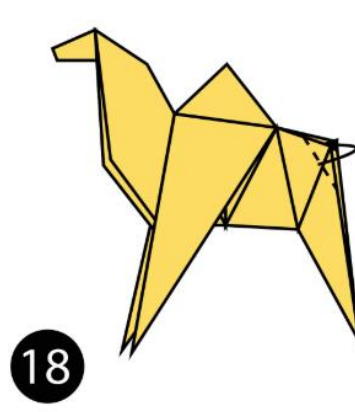
**Step 15)** Fold the top flap of paper down and repeat on the other side to make the front legs.



**Step 16)** Reverse Fold the tip down to make the head.



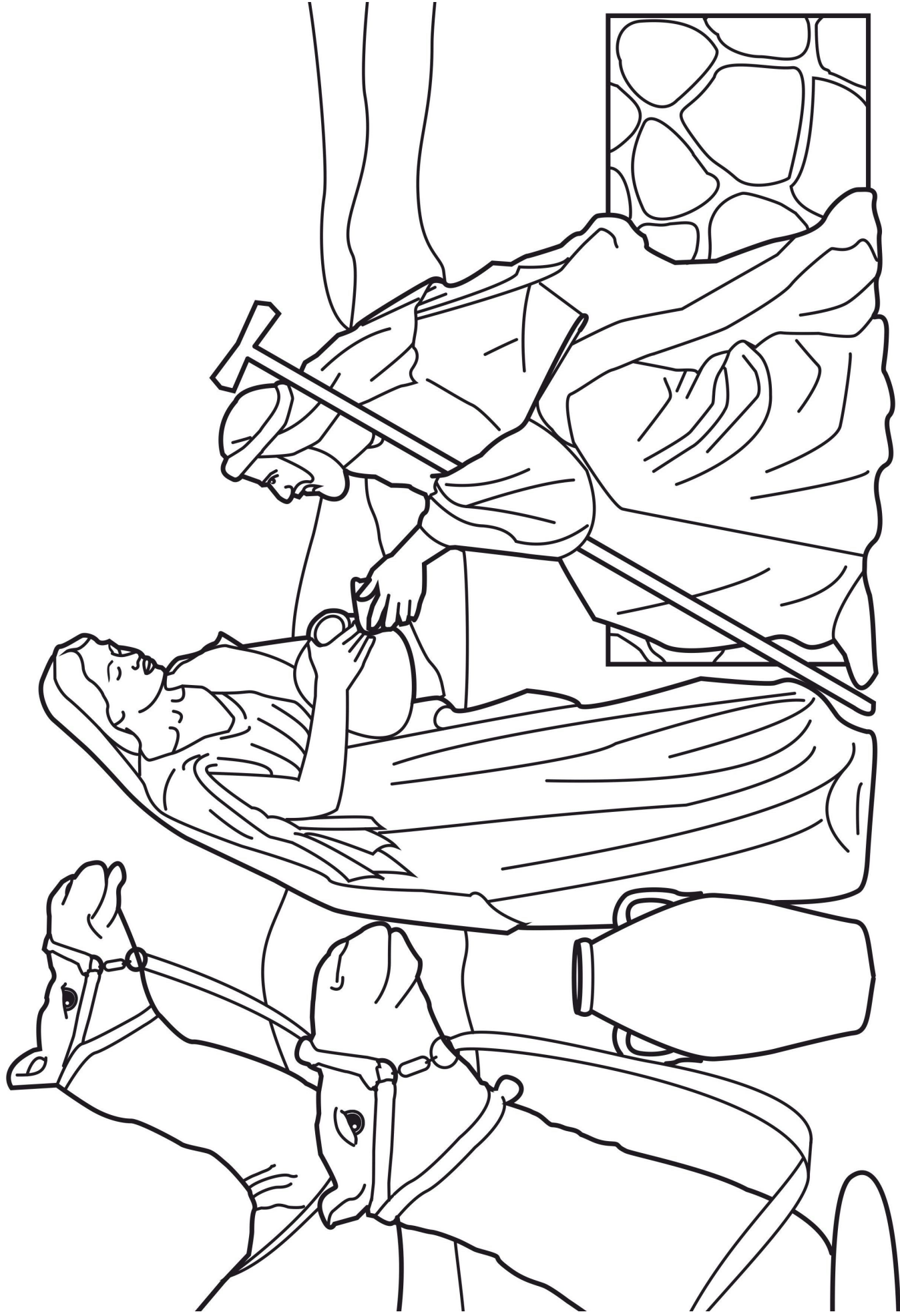
**Step 17)** Inside Reverse Fold the tip of the head.



**Step 18)** Fold the back of the leg inside the model along the dotted line. Repeat on the other side.



# Coloring Page




# PUZZLE SHEET

Which is the correct wife for Isaac? Only one of the lines from the servant reaches another person.



The servant brought jewellery Isaac's new wife can you find the 5 items hidden on this page?



Join the dots in order to reveal a picture.

Then colour the picture in.

